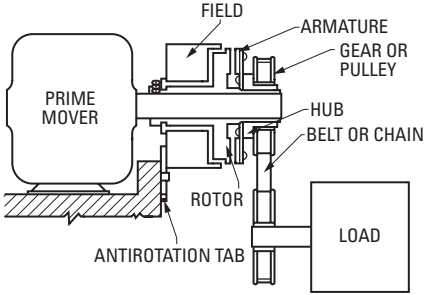
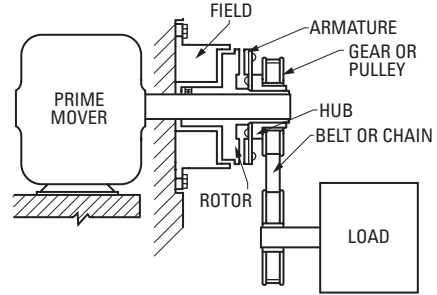


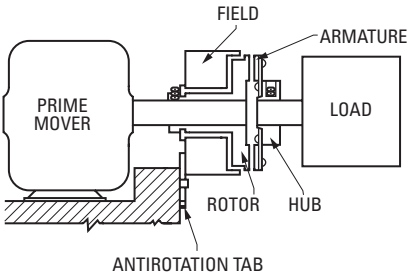
**SHAFT-MOUNTED CLUTCHES
S90CS9 SERIES**



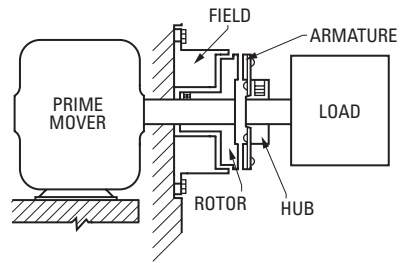
**FLANGE-MOUNTED CLUTCHES
S90CF9 SERIES**



**SHAFT-MOUNTED CLUTCH COUPLINGS
S90CSC SERIES**



**FLANGE-MOUNTED CLUTCH COUPLINGS
S90CFC SERIES**



- I
- R
- T
- 1
- 2
- 3
- 4
- 5
- 6
- 7
- 8
- 9
- 10
- 11
- 12
- 13**
- 14
- 15
- A